


Appendix B

Public Consultation: Golf Proposal

Results

Prepared by Sports Services, Leicester City Council



Leicester
City Council

13 November 2014

Background

The second consultation on the City Council Golf Courses began on Monday 28th July and ended on Friday 24th October. The proposal in this second consultation was to maintain and further invest in the golf course at Humberstone Heights and close the golf course at Western Park. The consultation also asked questions on gender, disability and ethnicity, allowing the Council to gain further knowledge of the range of people who use the golf courses. The consultation questionnaires could be completed online on the Council's consultation hub as well as the Council's Golf Courses, leisure centres and customer service centre. A copy of the consultation questionnaire is attached at the end of this document.

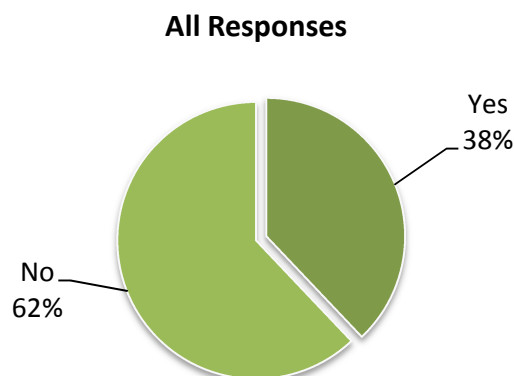
The Results

The Council received a total of 755 completed golf consultation questionnaires. Results are given for each individual question as well as a combination of Question 1 responses and the information gained from other questions.

1. Do you support the proposal to close Western Park Golf Course and further invest in Humberstone Heights Golf Course?

Below is the overall result of Question 1, which asked consultation participants whether they support or oppose the Council's proposal for the future of the Golf Courses.

Answer	Number
Yes	286
No	468
No Answer	1
TOTAL	755



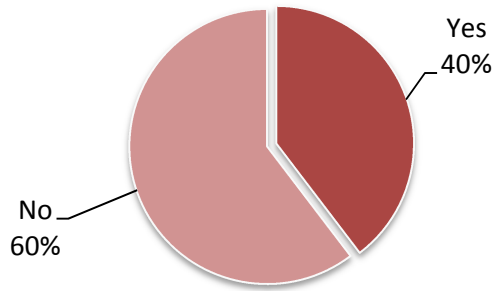
1.1. Responses by location

Although consultation participants were able to complete the questionnaires at a number of locations, some were more popular than others. The table below shows the number of completed questionnaires received at each type of location, with a breakdown of how people at different locations answered Question 1 on the following page.

Location	Number
Golf Courses	454
Leisure Centres	65
Customer Service Centre	5
Online	231
TOTAL	755

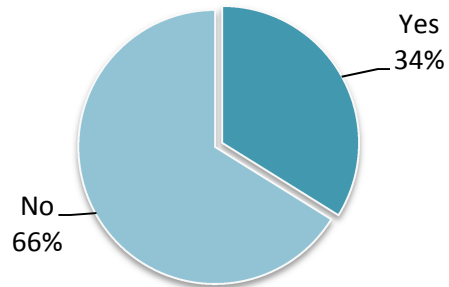
Responses from Council Golf Courses

Responses from Golf Course	Number
Yes	180
No	274
TOTAL	454



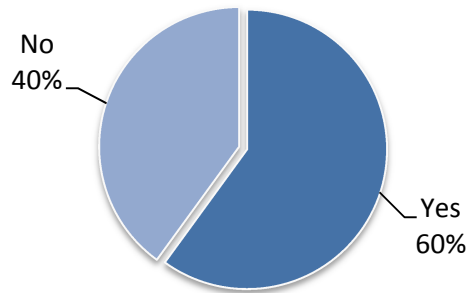
Responses from Council Leisure Centres

Responses from Leisure Centres	Number
Yes	22
No	43
TOTAL	65



Responses from Council Customer Services Centre

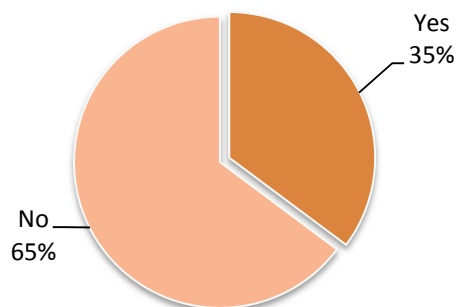
Responses from Customer Services	Number
Yes	3
No	2
TOTAL	5



Responses from Online Consultation Hub

Online Responses	Number
Yes	81
No	149
TOTAL*	231

*1 No Answer

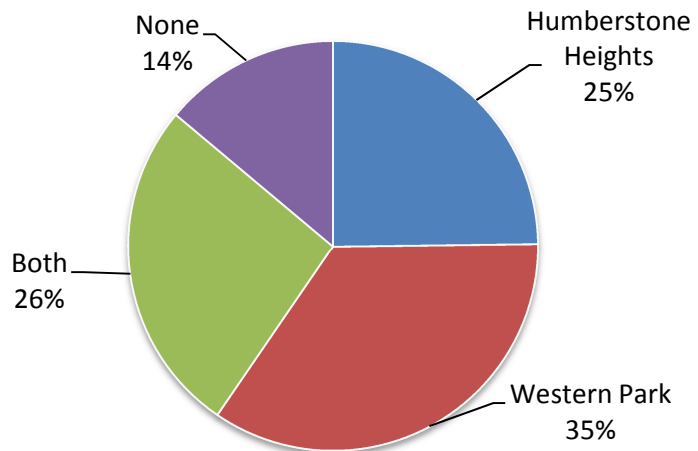


2. Are you a user of one or both of the Council owned Golf Courses?

The results of Question 2 show that a larger proportion of consultation participants were users of Western Park Golf Course.

Golf Course	Number
Humberstone Heights Golf Course	187
Western Park Golf Course	262
Both	200
None	105
TOTAL*	755

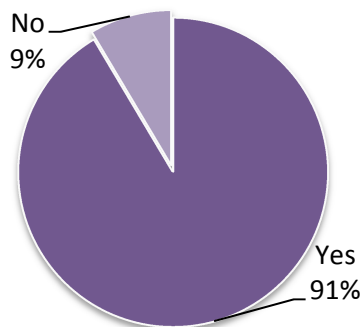
*1 No Answer



2.1. Users of Humberstone Heights Golf Course or Western Park Golf Course Only – Do you support the proposal to close Western Park Golf Course and further invest in Humberstone Heights Golf Course?

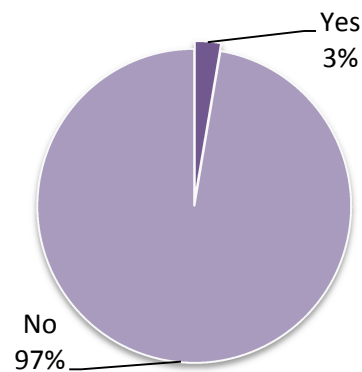
The information below combines Question 2 (above) with Question 1 (the proposal). The pie chart on the left shows responses to Question 1 by users of Humberstone Heights only, while the chart on the right shows responses to Question 1 by users of Western Park Golf Course.

Users of Humberstone Heights Golf Course Only



Humberstone Heights Users Only	Number
Yes	171
No	16
TOTAL	187

Users of Western Park Golf Course Only

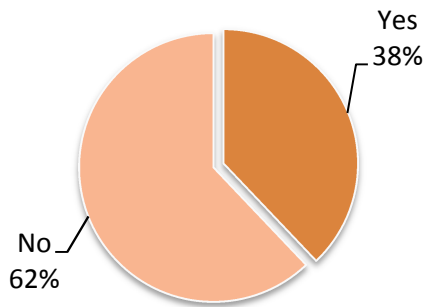


Western Park Users Only	Number
Yes	7
No	255
TOTAL	262

2.2. Council Golf Course Users / Non-Users – Do you support the proposal to close Western Park Golf Course and further invest in Humberstone Heights Golf Course?

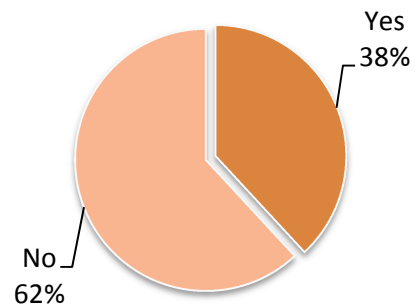
As above, the information below combines the data extracted from Question 2 and Question 1. The chart on the left shows responses to Question 1 by users of either or both of the Council Golf Courses. Meanwhile, the chart on the right is the response to Question 1 by consultation participants who do not use either of the Council’s Golf Courses. In this case, there is little difference in the percentage of people who support or oppose the consultation proposal.

Use one or both Council Golf Courses



Users of one or both Council Golf Courses	Number
Yes	246
No	403
TOTAL	649

Do not use Council Golf Courses

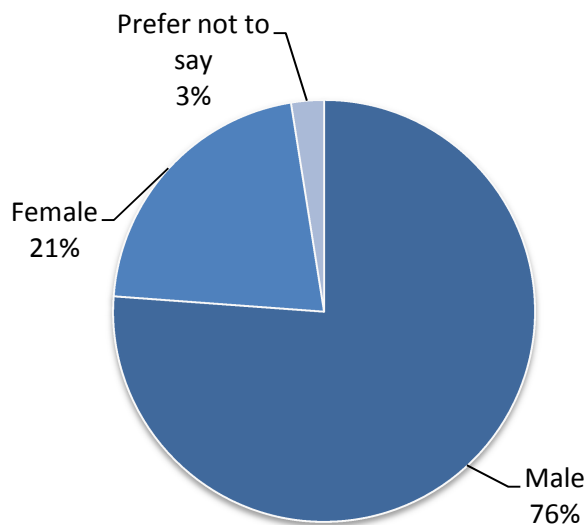


Non-Users of Council Courses	Number
Yes	40
No	65
TOTAL	105

3. What is your gender?

This question asks consultation participants about their gender, with a large proportion being male.

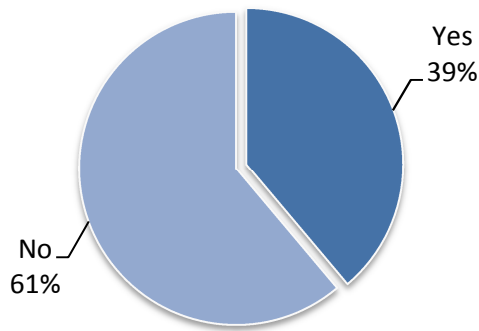
Gender	Number
Male	575
Female	161
Prefer not to say	19
TOTAL	755



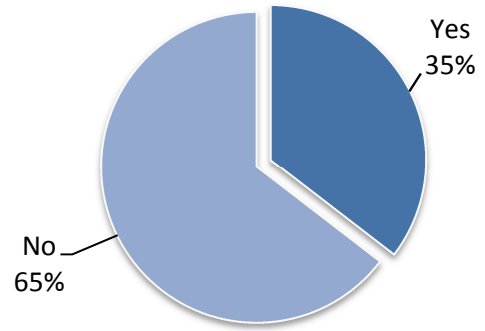
3.1. Male / Female Responders - Do you support the proposal to close Western Park Golf Course and further invest in Humberstone Heights Golf Course?

The charts below compare responses from males with responses from females on the Council's proposal (Question 1).

Male Responses



Female Responses



Male Participants Only	Number
Yes	223
No	351
TOTAL*	575

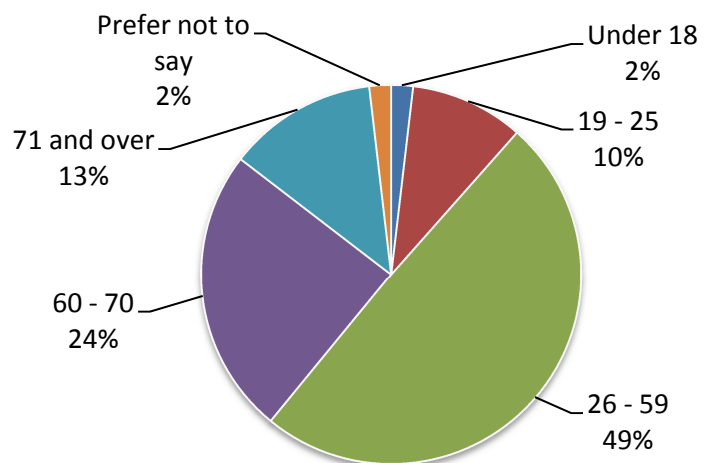
Female Participants Only	Number
Yes	57
No	104
TOTAL	161

*1 No Answer

4. Age Group

This question asks people about what age group they are in.

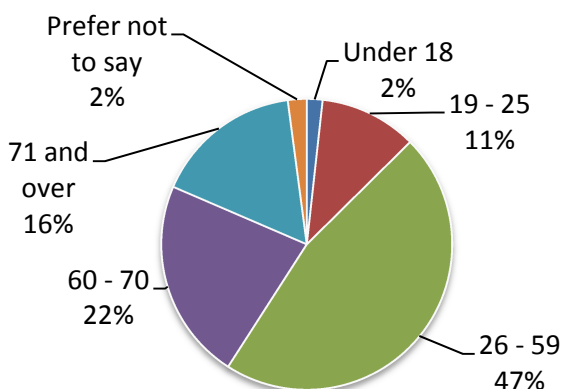
Age Group	Number
Under 18	14
19 - 25	73
26 - 59	373
60 - 70	185
71 and over	96
Prefer not to say	14
TOTAL	755



4.1. Age group – Do you support the proposal to close Western Park Golf Course and further invest in Humberstone Heights Golf Course?

The information below combines the findings of Question 4 with the responses to Question 1. The chart on the left displays the age group of consultation participants who support the Council’s proposal in Question 1, while the chart on the right shows the age group of those who oppose the proposal.

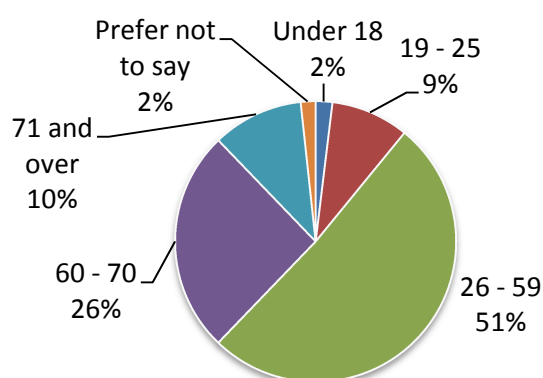
Age group of participants who support the proposal



Age Group of Proposal Supporters	Number
Under 18	5
19 - 25	31
26 - 59	133
60 - 70	64
71 and over	47
Prefer not to say	6
TOTAL	286

*1 No Answer

Age group of participants who do not support the proposal



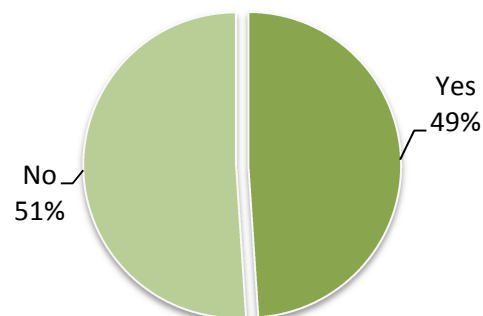
Age Group of Proposal Opposers	Number
Under 18	9
19 - 25	42
26 - 59	240
60 - 70	120
71 and over	49
Prefer not to say	8
TOTAL	468

4.2. Age group ‘71 and overs’ only - Do you support the proposal to close Western Park Golf Course and further invest in Humberstone Heights Golf Course?

The age group of ‘71 and overs’ has been picked out here as it contrasted with other age groups. Unlike the overall Question 1 results, a larger percentage of consultation participants aged 71 and over support the council’s proposal.

71 and over	Number
Yes	47
No	49
TOTAL	96

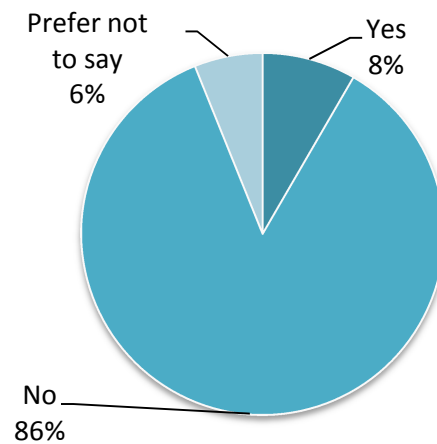
Participants aged 71 and over only



5. Do you consider yourself to be a disabled person?

This question asked consultation participants on whether they considered themselves to be disabled. The Equalities Act 2010 defines a person as disabled if they have a physical or mental impairment which has a substantial and long term effect on their ability to carry out normal day-to-day activities.

Disability	Number
Yes	63
No	646
Prefer not to say	46
TOTAL	755

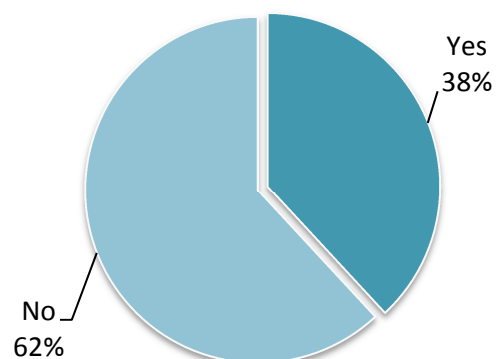


5.1. Disabled consultation participants only - Do you support the proposal to close Western Park Golf Course and further invest in Humberstone Heights Golf Course?

The information below shows the responses to Question 1 by consultation participants who considered themselves to be disabled. The percentages are identical to the overall Question 1 results.

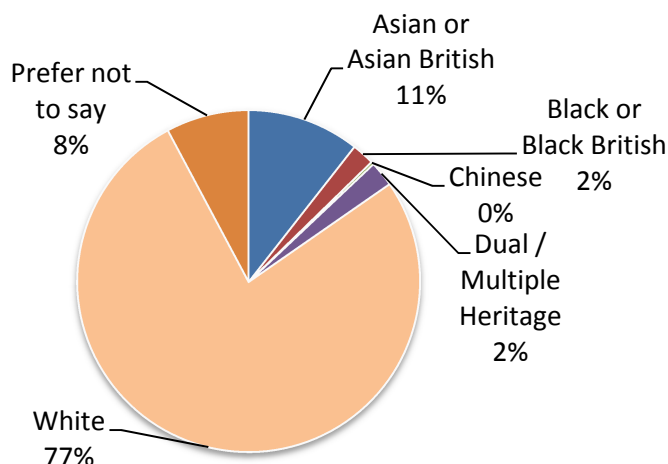
Disabled Participants	Number
Yes	24
No	39
TOTAL	46

Disabled consultation participants only



6. What is your ethnic group or background?

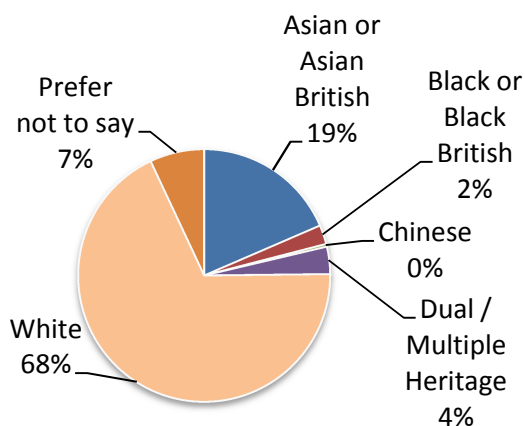
Ethnic Background	Number
Asian or Asian British	80
Black or Black British	16
Chinese	2
Dual / Multiple Heritage	18
White	580
Prefer not to say	59
TOTAL	755



6.1. Ethnic Background Breakdown – Do you support the proposal to close Western Park Golf Course and further invest in Humberstone Heights Golf Course?

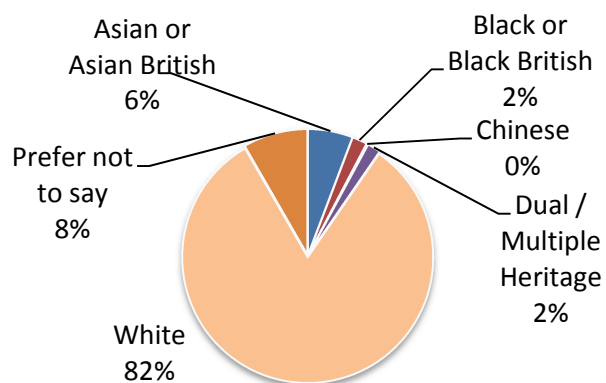
The information below combines the data from Question 6 with the data from Question 1. The chart on the left shows the ethnic backgrounds of consultation participants who support the consultation proposal, while the chart on the right shows the ethnic background of those who oppose it.

Ethnic backgrounds of participants who support the Proposal



Ethnic Background of Proposal Supporters	Number
Asian or Asian British	53
Black or Black British	7
Chinese	1
Dual / Multiple Heritage	10
White	195
Prefer not to say	20
TOTAL	286

Ethnic backgrounds of participants who do not support the Proposal

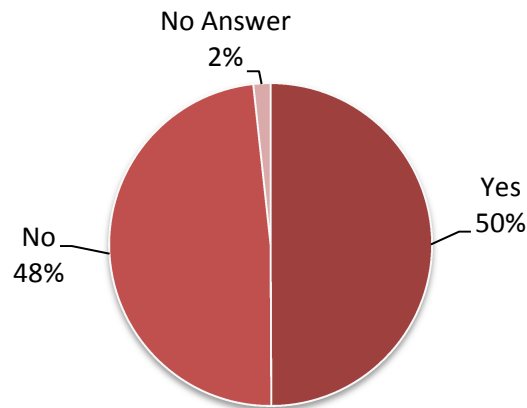


Ethnic Background of Proposal Opposers	Number
Asian or Asian British	27
Black or Black British	9
Chinese	1
Dual / Multiple Heritage	8
White	384
Prefer not to say	39
TOTAL	468

7. What is your postcode? Are you a resident of the City of Leicester?

The final question asks consultation participants about their postcodes, which were then sorted to determine whether the postcodes belonged to the City of Leicester (Unitary Authority) or another authority. 50% of consultation participants lived at postcodes belonging to the City of Leicester, while 48% lived in postcodes belonging to Leicestershire County or beyond. 2% of participants did not answer this question.

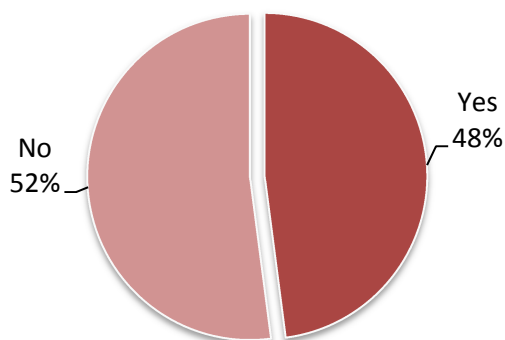
Postcode	Number
Resident of the City	377
Non-City Resident	365
No Answer	13
TOTAL	755



7.1. City Resident / Non-city Resident - Do you support the proposal to close Western Park Golf Course and further invest in Humberstone Heights Golf Course?

The information below separates city postcodes from other postcodes. The chart on the left displays the response to the Council's proposal (Question 1) from city residents only, while the chart on the right shows the responses to Question 1 by non-city residents. There is a clear contrast between the two results below, although this may be due to the higher proportion of non-city visitors at Western Park Golf Course. The results contrast with the overall results on the consultation proposal, which showed that 38% of all consultation participants supported the Council's proposal, while 62% opposed it. Furthermore, most of the consultation participants who opposed the Council's proposal were not residents of the city – 265 from a total of 468 'no' responses.

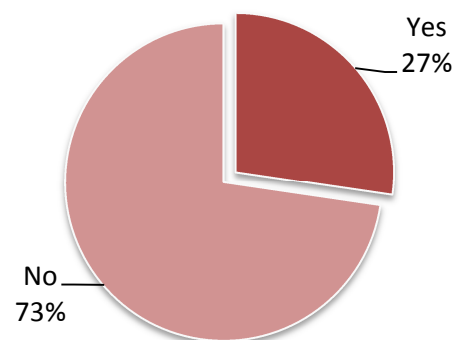
City Residents Only



City Residents	Number
Yes	182
No	194
TOTAL*	377

*1 No Answer

Non-City Residents Only



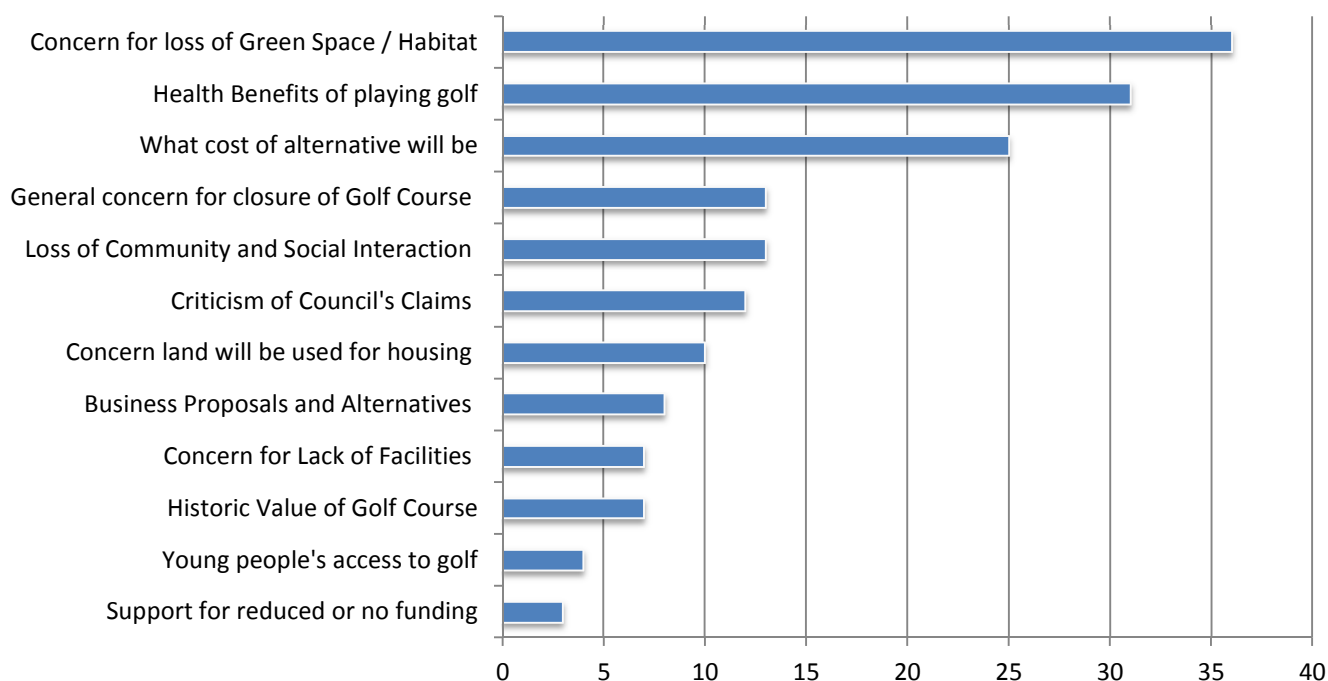
Non-City Resident	Number
Yes	100
No	265
TOTAL	365

Discrepancies

There were a small number of cases from both online and paper consultation submissions which meant that a few consultation participants may have filled out more than one form. However, when a total of 25 multiple responses were associated so that they were counted only once, the overall result (percentage) of those who were in favour or against the consultation proposal did not change.

Letters and complaints received by the Council

The council also received 115 letters and complaints as a result of the consultation on this proposal. The letters highlighted a range of issues which could arise if a decision were taken to close one or both golf courses. A total of 169 concerns and opinions were raised in the 115 letters, with the majority of responses raising more than one issue. The table below shows the concerns of people who wrote into the Council on this issue.



The letters show that the public is most concerned about the environmental impact of losing the golf courses, while the health benefits to golf and what the alternative would cost were also frequently mentioned. All letters which criticised the council's claims on golf, such as the cost of the subsidy or usage, have been reviewed and this criticism was judged to be unfounded. 3 letters expressed support for reduced or no funding to golf.

Golf Consultation



Overview

Sports services, including leisure centres, sports development and sport on parks, cost the council approximately £2.9 million each year in public subsidy. However, large cuts in government funding mean that we cannot continue to run services as we do now. Golf receives the highest subsidy per visit of all the sports facilities provided by the council and has far fewer usages per year compared to leisure centres.

Earlier this year we asked for your views on whether the council should continue to subsidise the two council-owned golf courses; Western Park and Humberstone Heights. You can read a summary of the results online at consultations.leicester.gov.uk/we_asked_you_said or pick up a copy from Customer Services, 91 Granby Street, Leicester, LE1 6FB.

Why We Are Consulting

The first consultation revealed that there was sizable support behind the city council's golf provision. We have listened to all views that were put forward and considered a number of possible options – including the closure of one or both municipal golf courses. The continuation of a financially viable and effective golf provision was the council's primary focus.

As a result, the proposal we would like to consult on is to close one golf course and further invest into the other one. This would enable the council to continue providing a quality municipal golf course while also making the necessary budget savings.

The Proposal

We propose that the council continues to run, maintain and further invest in the golf course at Humberstone Heights and close the golf course at Western Park.

We will look to invest substantial capital into Humberstone Heights, providing the course with a refurbishment programme – enhancing the course's quality along with improvements to existing club, bar and changing facilities.

Background Information

In the year 2013/14, the council subsidy for Western Park Golf Course was £123,000 and for Humberstone Heights Golf Course was £63,000.

Humberstone Heights offers golfers a greater range of facilities than Western Park. There are more members, season ticket holders and more casual users at Humberstone Heights than there are at Western Park, as well as more female members and more juniors. This enables Humberstone Heights to consistently generate more income, costing the council less money to maintain and operate.

Leicester City Council would like to hear from you on this new proposal. We will consider all ideas that are put forward before taking our next steps.

Please only complete the survey once. Multiple submissions may not be counted.

The consultation closes on 24th October 2014

You can complete these questions online at:

www.leicester.gov.uk/golf-proposal

Alternatively please return the completed questionnaire to one of our leisure centres, golf courses or to Customer Services, 91 Granby Street, Leicester, LE1 6FB

[1] **Do you support the proposal to close Western Park Golf Course and further invest in Humberstone Heights Golf Course?** Please tick ✓ one box only

Yes No

[2] **Are you a user of one or both of the council owned golf courses? (Humberstone Heights or Western Park)**
Please tick ✓ one box only

Humberstone Heights Golf Course
Western Park Golf Course
Both
None

[3] **What is your gender?** Please tick ✓ one box only

Male Female Prefer not to say

[4] **Age group** Please tick ✓ one box only

Under 18 19 – 25
26 – 59 60 – 70
71 and over Prefer not to say

[5] **The Equalities Act 2010 defines a person as disabled if they have a physical or mental impairment which has a substantial and long term effect on their ability to carry out normal day-to-day activities.**

Do you consider yourself to be a disabled person?

Please tick ✓ one box only

Yes No Prefer not to say

[6] **What is your ethnic group or background?**

Choose one option that best describes your ethnic group or background. Please tick ✓ one box or describe if required.

Asian or Asian British
Black or Black British
Chinese
Dual / Multiple Heritage
White
Other ethnic group (please write in)
Prefer not to say

[7] **What is your postcode?**

.....

To make any further comments or suggestions please email the city council sports service on sports.services@leicester.gov.uk

Thank you
for completing the questionnaire

